





# Wealth Insights

TD Wealth Private Investment Advice

Summer 2025



## The Speed of Change

**Six minutes: that's the time the median individual investor spends researching a stock before purchasing it online, according to a recent *Wall Street Journal* article.<sup>1</sup>**

It's no wonder the average holding period for a stock has dropped from around eight years in the 1950s to roughly five months today.<sup>2</sup> Technology continues to accelerate the speed at which we access, process and react to information—likely encouraging impulsive investor behaviour. Consider, for instance, that for every 100-millisecond improvement in load time, Amazon reportedly sees a one percent boost in revenue.<sup>3</sup>

Given this unsettling context, it's perhaps not surprising that equity markets moved with such rapid speed after April's "Liberation Day":

### S&P 500 Large Moves After Liberation Day, April 2025

Apr. 2	-4.84%	Apr. 9	-3.46%	Apr. 20	-2.36%
Apr. 3	-5.97%	Apr. 10	+1.81%	Apr. 21	+2.51%
Apr. 8	+9.52%	Apr. 15	-2.24%	Apr. 23	+2.03%

Indeed, investor sentiment can quickly shift. While it's never easy to see portfolio values under pressure, a well-constructed investment plan with carefully selected holdings is designed to navigate short-term volatility. Through rigorous research and disciplined investment management, this approach helps us to remain committed to—and confident in—the longer-term growth potential.

This rapid change has not only been seen in the markets, but also in broader global shifts, driven by the volatile—and, at times, seemingly impulsive—policy stances of the U.S. administration. Are we entering a new era of structural transformation and global realignment?

While the breadth and global reach of the tariffs announced on Liberation Day took markets by surprise, observers remain divided on the consequences. Some suggest heightened recessionary risks, while others believe that unfolding policy responses will help avert a significant slowdown. After all, these are self-imposed measures that continue to evolve.

What's clearer is that the shift in U.S. trade policy has accelerated a move away from globalization toward a more "multipolar" world, where nations are increasingly focused on self-sufficiency and national security. This pivot may challenge the longstanding role of the U.S. as the dominant superpower. During April's volatility, a sharp selloff in U.S. Treasuries raised concerns—particularly as China, which holds about one-sixth of all foreign-owned U.S. Treasuries, has been increasing its gold reserves. At the same time, subdued demand for the U.S. dollar—once the default safe haven—has raised

## In This Issue

A Home as a Retirement Plan? .....	2
Managing Cash Flow for Unforeseen Times .....	2
Navigating Choppy Waters: The Value of Discipline .....	3
Understanding Tariffs: A Brief Overview .....	4



### Gardner Di Cesare Wealth Advisory Group

TD Wealth Private Investment Advice

Top (Clockwise): Jane Gaziano, Demi Fan, Jessica Gardner, Sam Di Cesare

## To Our Clients:

If the spring reinforced anything, it's that we should expect the unexpected. While uncertainty is always part of the near-term outlook, the next 3.5 years under the current U.S. administration will likely bring continued policy shifts and unpredictability. April's market events were understandably overwhelming for many—but the rapid sentiment shift serves as a reminder of the importance of discipline in investing.

We remain grateful for your continued trust in our services and hope you take some time to enjoy these fleeting summer months.

— Sam, Jessica, Jane & Demi

questions about its future as the global reserve currency.

As tariff policies continue to remain in flux, the economic effects may become more apparent in the months ahead. Yet, periods of disruption are a recurring feature of modern capital markets. Markets have long demonstrated the ability to adapt and progress over time. In a world where headlines can move markets in minutes, resisting the impulse to react emotionally is important. Above all, patience, perspective and participation continue to serve investors well.

1. <https://www.wsj.com/finance/investing/buying-stocks-research-study-2a839a4a>; 2. <https://www.visualcapitalist.com/the-decline-of-long-term-investing/>; 3. <https://www.forbes.com/sites/steveolenski/2016/11/10/why-brands-are-fighting-over-milliseconds/>

Gardner Di Cesare

Wealth Advisory Group

■ Summer Perspectives: Housing Affordability

# A Home as a Retirement Plan? More Young Canadians Think So

The housing affordability crisis may be shifting views. Here are perspectives on relying on home equity for retirement.

With housing affordability increasingly out of reach for younger Canadians, views on homeownership and wealth building may be shifting. While older Canadians are less likely to look to home equity to support retirement, a growing number of young people expect home equity to fund at least part of their future retirement.<sup>1</sup>

Some homeowners consider downsizing as a way to unlock retirement funds, while others may look to borrow against their homes. However, there are reasons to exercise caution when relying on home equity for retirement. In brief, here are a handful:

**You may not move.** Today's older retirees are less likely to sell their homes before age 85. In fact, the sales rate for those over age 75 has been trending downward since the 1990s.<sup>2</sup> This may not be surprising. Selling a lifelong home can be more emotionally difficult than anticipated. Many choose to stay close to family, friends or their community to maintain independence. Some instead "downsize from the inside," by using only part of their home to lower costs like heating.

**Low housing supply.** While selling a home in today's market may be easy, finding a suitable replacement can be challenging given the limited supply of homes and rental properties.

**Moving can be costly.** The cost of moving—including real estate and legal fees, land transfer tax, staging or other expenses—can quickly add up. Additional costs with the next home, such as maintenance, repairs, monthly condo fees or rent (which can increase over time), can further erode the net financial gains of downsizing.

## Housing Costs Over Decades: Why Kids Today May Have It Harder

	1984	2012	Today	% Change from 1984
Average home cost	\$76,214	\$369,677	\$712,200*	+834%
Median family income	\$48,500	\$71,700	\$107,663**	+122%
Price-to-income ratio	1.57	5.16	6.62	+321%
5-yr. fixed mortgage	14.96%	4.23%	4.70%***	-69%
75% mortgage value	\$57,161	\$277,258	\$534,150	+834%
Monthly payment (25 yr.)	\$711	\$1,493	\$3,016	+324%
Payment-to-income ratio	17.6%	25.0%	33.6%	+91%
Lifetime interest cost	\$156,034	\$170,704	\$370,665	+138%

\*National benchmark, April 2025: <https://wowa.ca/reports/canada-housing-market>. \*\*StatCan Table 11-10-0190-01, 2022 figure (after tax) with 2.56% annual wage growth in 2023-25. \*\*\*Avg. major banks five-year fixed rate, April 28, 2025. Historical data source: "2012 vs 1984: Yes, Young Adults Do Have It Harder Today," R. Carrick, Globe & Mail, 8 May 2012, B12.

**Higher interest rates.** Today, about 25 percent of retirees carry mortgages, with many seeing rates reset higher in recent years—a challenge for those on fixed incomes.<sup>3</sup> For those looking to borrow against their homes, options like a home equity line of credit (HELOC) or reverse mortgage have limitations. HELOCs, often secured before retirement when income is higher, typically carry variable rates that fluctuate with the market. Reverse mortgages generally allow borrowers to access home equity without monthly payments, reducing equity over time. These often come with higher interest rates and limited lender options as they aren't widely available in Canada.

1. <https://rates.ca/resources/canadian-homeowners-expect-home-equity-fund-retirement>; 2. "Canadian seniors not downsizing, partly owing to lack of options," S. Peesker, Globe & Mail, 02/12/24; 3. "Wealth tied up in real estate can hurt your retirement," R. Carrick, Globe & Mail, 11/30/23.

# Managing Cash Flow for Unforeseen Times: Are You Prepared?

When it comes to wealth planning, the focus is often on investing and long-term wealth accumulation. Yet, having a plan for managing cash flow is also important to help you prepare for unforeseen times. A cash flow plan can help temper unnecessary financial stress during unexpected events like a temporary job loss or illness, while protecting longer-term financial goals.

## Important for High-Net-Worth Individuals & Retirees Alike

A common misconception is that cash flow management matters only for those with limited assets. However, substantial wealth often involves managing larger financial obligations. Effective cash flow management can help you meet ongoing expenses, fulfil planned commitments and handle unexpected costs with little disruption.

Some investors assume they can simply sell investments to cover short-term needs. Yet this approach comes with trade-offs: selling assets on short notice can interrupt long-term growth, trigger unnecessary taxes or force a sale in a market downturn. For example, selling from a non-registered account may result in capital gains tax, while early Registered Retirement Savings Plan (RRSP) withdrawals not only trigger withholding tax, but are fully taxable and contribution room is permanently lost.

For retirees, managing cash flow may be even more complex. Many live on fixed incomes, relying on pension income, government benefits or Registered Retirement Income Fund (RRIF) withdrawals. Without careful planning, the timing or structure of withdrawals can lead to unexpected tax obligations or affect

eligibility for income-tested benefits like Old Age Security. Moreover, taking on debt to cover shortfalls can be risky, particularly if interest rates rise or loans are reset at higher rates.

## The Value of an Emergency Fund

An emergency fund can serve as the first line of defence in cash flow management. Typically, this is an amount equivalent to three to six months of living expenses, reserved for unexpected life events. Beyond a traditional cash reserve, a tiered approach to liquidity can balance accessibility and long-term growth. This may include: i) A reserve for short-term needs, such as a high-interest savings account or cashable GICs; ii) Easily accessible investments with lower volatility, such as short-term bonds or GICs; and iii) Longer-term investments to build wealth over time.

Some consider using a Tax-Free Savings Account (TFSA) as an emergency fund, as withdrawals are tax free and added back to contribution room in the following calendar year. However, there may be trade-offs. When it comes to marketable securities, a market downturn could reduce the value of TFSA investments at the very moment you need them. Selling investments at a loss locks in that loss, as only the withdrawn amount—not the original investment value—can be recontributed. Also important: you forgo potential future long-term, tax-free growth.



## Investor Behaviour & Investment Outcomes

# Navigating Choppy Waters: The Value of Discipline

With the ever-changing rhetoric from south of the border, market volatility has returned—and is likely to persist. Worth repeating: reacting emotionally to short-term headlines can work against longer-term success. Here's why.

In challenging markets, discipline can play a role in successful investing. A core part of our role as advisors is to remain objective, unemotional and focused—building portfolios based on research and fundamentals, with the understanding that occasional market or economic setbacks are a normal part of the investing journey.

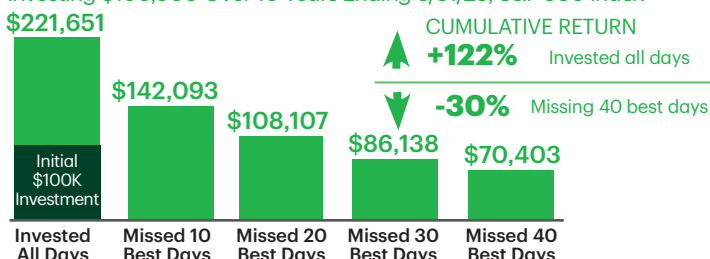
The dilemma, of course, is that human nature often compels us to want to take immediate action when faced with adversity. This instinctive response—rooted in our evolutionary drive for survival—can lead to decisions that hinder longer-term investing success.

While it might feel like the right response to exit the markets when things get tough, such as we saw with the dramatic market pullback in April, the opportunity cost of doing so—when markets reverse their course, often unexpectedly—can have a notable impact on future wealth. Ideally, we'd avoid the worst days, but these are nearly impossible to predict. Many of the strongest market days also tend to follow the weakest. The chart below shows how missing a handful of the best days can substantially reduce long-term returns. Ironically, doing nothing can sometimes be the best course of "action."

This dynamic isn't limited to the longer term. During the 2020

### The Investment Impact of Missing the Best Market Days<sup>1</sup>

Investing \$100,000 Over 10 Years Ending 8/31/23, S&P 500 Index



Source: Morningstar. Returns based on S&P 500 Index, for 10-year period ending August 31, 2023.

pandemic, when the U.S. stock market fell 34 percent in just 22 days, an investor who moved to cash at the bottom in March and remained on the sidelines until July would have seen a 2 percent decline (from 2018 to end of 2022). A disciplined investor holding the same balanced portfolio through that period would have seen a 21 percent gain.



### Impact of Shifting to Cash: 2020 Pandemic Market Drawdown



<https://investor.vanguard.com/investor-resources-education/article/four-timeless-principles-for-investing-success>; Balanced 60/40 portfolio—Stocks: MSCI ACWI; Bonds: Bloomberg Global Aggregate Bond Index.

A well-constructed wealth plan serves as a critical roadmap, but professional guidance can help navigate uncertainty and stay on course. One study suggests behavioural coaching alone may provide an average annualized return of 3.4 percent.<sup>1</sup> Don't underestimate the role of discipline and support in making informed decisions, managing risk and maintaining focus on longer-term wealth goals.

1. [https://russellinvestments.com/-/media/files/au/support/voa/voa\\_report\\_2023.pdf](https://russellinvestments.com/-/media/files/au/support/voa/voa_report_2023.pdf)

### Cancellation of Proposed Increase to Capital Gains Inclusion Rate

Since the spring publication, the proposed increase to the capital gains inclusion rate was cancelled on March 21, 2025—after being deferred at the end of January. The government also announced it intends to maintain the increase in the Lifetime Capital Gains Exemption limit to \$1,250,000, intending to introduce necessary legislation in due course.

## Looking Back, Moving Forward: What Happens After Significant Pullbacks?

While it may feel like a distant memory, the sharp market pullback we witnessed in April was overwhelming for many. In moments like these, revisiting a wealth plan is valuable. It has been thoughtfully constructed to navigate periods of uncertainty, with the expectation that markets will inevitably see down periods along the way. By aligning decisions with your time horizon, your plan provides a roadmap for spending or retirement needs, while keeping committed to and confident in the longer-term growth potential of equities.

It may not feel like it in volatile times, but history reminds us that equities remain one of the most effective asset classes for building future wealth. Over the past five years, the S&P/TSX delivered an annualized return of 5.4 percent—or 9.8 percent with dividends reinvested—even in the face of a pandemic and recent tariff-related declines (1/1/20 to 4/8/25). While the near-term direction of the markets is always uncertain, the longer-run trend has been upward.

Time has a powerful way of smoothing even the sharpest market declines. A two-day drop of more than 10 percent in the S&P 500—like the one seen in April—is rare. Since 1980, it has occurred just four

times: on Black Monday in 1987, twice during the 2008 Global Financial Crisis and in the early days of the pandemic. Yet, in the year following these events, the S&P 500 posted an average gain of 36.3 percent. Likewise, after the largest one-day declines in the S&P/TSX, the average one-year forward return was +34.6 percent.

While the rapid decline in April was quickly followed by a recovery in May, keep in mind that recoveries don't always unfold quickly. Yet, a look back in time reminds us that even the darkest nights give way to dawn, and patience can be one of an investor's greatest virtues.

### S&P 500 2-Day Declines & 1-Year Forward Return

Date	Decline	1-Yr. Fwd. Return
10/19/1987	-24.6%	+23%
3/12/2020	-13.9%	+59%
11/20/2008	-12.4%	+45%
11/6/2008	-10.0%	+18%
Average	-15.2%	+36.3%

### Largest S&P/TSX Composite 1-Day Declines & Forward Return

Date	Decline	1-Yr. Fwd. Return
3/12/2020	-12.3%	+51%
10/19/1987	-11.3%	+6%
3/9/2020	-10.3%	+27%
3/16/2020	-9.9%	+53%
12/1/2008	-9.3%	+36%
Average	-10.6%	+34.6%



# Understanding Tariffs: How Trade Policy Is Reshaping the World

When the U.S. administration unleashed tariffs globally on April 2—dubbed “*Liberation Day*”—it rattled financial markets. Since then, tariffs have remained a key focus as the situation evolves.

In brief, here is an overview of how U.S. trade policy is affecting global dynamics:

## First, Why Tariffs?

While the U.S. administration hasn't formally outlined its full rationale, President Trump has long endorsed tariffs as a way to strengthen the U.S. position. The goals behind the broad-based tariffs may include: reducing the trade deficit (by increasing exports and decreasing imports), supporting U.S. manufacturing and onshoring, securing supply chains, countering unfair trade practices, raising U.S. Treasury revenue and pressuring countries into negotiations.

## What Are the Potential Impacts of These Tariffs?

The tariffs have introduced broader economic uncertainty, given their potentially wide-ranging effects, including:

**1. Inflationary pressures** — Tariffs act as a tax on imports. U.S. importers are responsible for paying the tariff on the imported good—a cost paid to the government at the time of entry. This cost is expected to be passed on to the end consumer, leading to higher prices.

**2. Trade & supply chain disruptions** — Tariffs disrupt global supply chains and production cycles. With trade policies continuously evolving, this uncertainty has made it difficult for businesses to plan, invest or maintain stable supplier relationships. Tariffs can lead to lower trade volumes, as seen in April between the U.S. and China before significant Chinese tariffs were put on hold.<sup>1</sup>

**3. Corporate earnings pressure** — Firms affected by the tariffs face rising input costs and supply chain complications, which can shrink profit margins and undermine business confidence. Sectors reliant on global trade may respond by cutting costs, potentially leading to increased layoffs and higher unemployment.

**4. Recessionary headwinds** — Together, these dynamics weigh on economic growth. Consider that in the U.S., consumer spending

accounts for roughly 68 percent of GDP. As prices rise and uncertainty builds, demand may soften—putting downward pressure on growth.

For many decades, the world has operated its trade on the basis of a nation's comparative advantage—the idea that countries should specialize in producing goods and services they can create more efficiently or at a lower cost than others. This system has helped allow for greater global efficiency. Disrupting this balance through tariffs may undermine the productivity gains that come from global specialization.

Critics also argue that many tariff objectives may be aspirational. Onshoring manufacturing would require significant infrastructure investment, which is capital-intensive and could take years to build. For many products, U.S. manufacturers simply can't compete with the low input wages in developing countries. One estimate suggests that producing an iPhone in the U.S. would cost about \$3,500.<sup>2</sup> While globalization has helped lift living standards abroad, developed nations like Canada and the U.S. have also benefited tremendously from lower consumer prices.

## What Should Investors Do?

In the coming months, the effects of ongoing tariffs are likely to become more apparent, so investors should be prepared for continued market volatility. It's also worth remembering that the tariffs are self-imposed and subject to change. While the evolving situation continues to create uncertainty, free-market forces have historically demonstrated resilience and self-correction in the face of disruption. This time is likely no different.

<sup>1</sup> <https://www.cnbc.com/2025/05/09/chinas-exports-jump-us-tariffs-imports-tumble.html>; <sup>2</sup> <https://www.cnbc.com/2025/04/11/heres-how-much-a-made-in-the-usa-iphone-would-cost.html#>



## With the Compliments of:

**Gardner Di Cesare Wealth Advisory Group, TD Wealth Private Investment Advice**

5140 Yonge Street, Suite 1600, North York, Ontario M2N 6L7

Toll Free: 1 800 382 4964 | Fax: 416 512 6224 | [www.gardnerdicesarewealth.com](http://www.gardnerdicesarewealth.com)

**Jessica Gardner, B.Sc, CIM®**

Senior Portfolio Manager, Senior Investment Advisor  
416 512 7768 [jessica.gardner@td.com](mailto:jessica.gardner@td.com)

**Sam Di Cesare, CFP®, CIM®**

Senior Portfolio Manager, Senior Investment Advisor  
416 512 6678 [sam.dicesare@td.com](mailto:sam.dicesare@td.com)

**Jane Gaziano**

Client Relationship Associate  
416 512 2751 [jane.gaziano@td.com](mailto:jane.gaziano@td.com)

**Demi Fan**

Client Service Associate  
416 634 1783 [xuanyi.fan@td.com](mailto:xuanyi.fan@td.com)

Gardner Di Cesare

Wealth Advisory Group



The information contained herein has been provided by J. Hirasawa & Associates for TD Wealth Private Investment Advice and is for information purposes only. The information has been drawn from sources believed to be reliable. Graphs and charts are used for illustrative purposes only and do not reflect future values or future performance of any investment. The information does not provide financial, legal, tax or investment advice. Particular investment, tax, or trading strategies should be evaluated relative to each individual's objectives and risk tolerance. All third party products and services referred to or advertised in this newsletter are sold by the company or organization named. While these products or services may serve as valuable aids to the independent investor, TD Wealth does not specifically endorse any of these products or services. The third party products and services referred to, or advertised in this newsletter, are available as a convenience to its customers only, and TD Wealth is not liable for any claims, losses or damages however arising out of any purchase or use of third party products or services. Links to other websites on this document are for convenience only. No endorsement of any third party products, services or information is expressed or implied by any information, material or content referred to or included on, or linked from or to this Website. All insurance products and services are offered by life licensed advisors of TD Waterhouse Insurance Services Inc. TD Wealth Private Investment Advice is a division of TD Waterhouse Canada Inc., a subsidiary of The Toronto-Dominion Bank. TD Waterhouse Canada Inc. - Member of the Canadian Investor Protection Fund. ©The TD logo and other TD trademarks are the property of The Toronto-Dominion Bank or its subsidiaries. Gardner Di Cesare Wealth Advisory Group is part of TD Wealth Private Investment Advice.